
'A 75G'F Ygi `hg Gdf]b[`&\$&%

School Committee Presentation
November 9, 2021



WELLESLEY PUBLIC SCHOOLS
Learning • Caring • Innovating

Presentation Overview

A 75G'6Ug]Vg

F Ygi `hg

9@5'

A Uh\'

GVYbW'

DYYf'8

MCAS Basics

MCAS Basics

[Di fdcgY](#)

MCA S Basics - ALT

MCA S Changes due to COVID

5Wti bhUV]`]lm

Bc`XYhYfa]bUh]cbg]ggi YX`Zcf`&\$&%

=hYa `GUa d`]b[`Zcf`B cb! <][\ `GVXcc`]; fUXYg

Gca Y`ghi XYbhg`hU_]b[`gYgg]cb`cbYž`gca Y`ghi XYbhg`hU_]b[`gYgg]cb`hk c
5[[fY[UhYX`gVcfYg`U`ck `Zcf`a YUb]b[Z `]bhYfdfYhUh]cbg
=bX]j]Xi U`ghi XYbhg`hU_]b[fYg`UfY`a cfY`j Uf]UV`Y`

5Xa]b]ghfUh]cb

F Ya chY`UbX`]b!dYfgcb`UXa]b]ghfUh]cb
G]a]`Uf`dYfZcfa UbWg]b`K DG`UbX`Uh`h`Y`ghUhY`Yj Y`

DUfh]WdUh]cb

- * | ! - - | `dUfh]WdUh]cb`fUHY`]b`K DGžXYdYbX]b[`cb`[fUXY`Yj Y`
, - | ! - + | `dUfh]WdUh]cb`ghUHyk]XYžXYdYbX]b[`cb`[fUXY`Yj Y`

MCA S Changes due to COVID

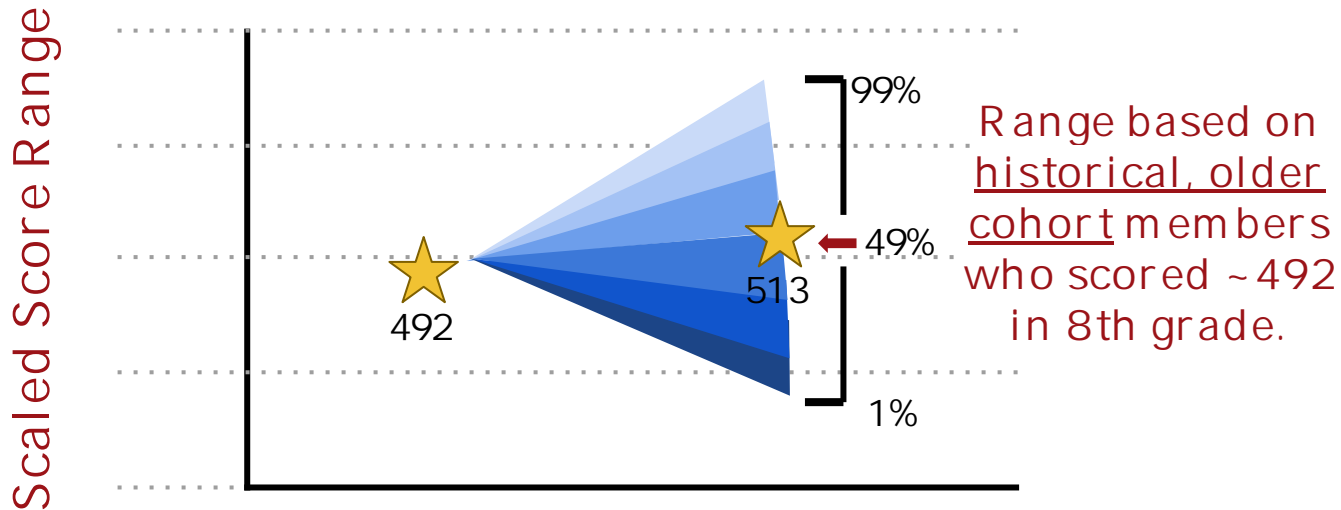
A YUgi fY'cZ'Ghi XYbhi; fck h\ ! 'Ghi XYbhi; fck h\ 'DYfWbh]'Yg

A YUgi fY'cZ\ck 'a i W 'U'ghi XYbh'g]UM]Yj Ya Ybh\ Ug'WUb[YX'g]bW'h Y'df]cf' h'gh]b[
7ca dUfYg'WffYbhg'WcfY'hc'h UhcZdYYf'[fci dg'ch\ Yf'ghi XYbhg]b'h Y'gUa Y' [fUXY'k \c'dYfZcfa YX'g]a]'Uf'm]b'h Y'dUgh
=b'df]cf'mYUfg'zdYYf'[fci dg'k YfY'Zcfa 'k]h]b'h Y'gUa Y'Wc\cfh'fgUa Y'WUgg' mYUfL

MCA S Changes due to COVID

A YUgi fY'cZGhi XYbh; fck h\ ! 'Ghi XYbh; fck h\ 'DYfWbh]'Yg

Hc 'UWV fUHy' mifYZYWih\ Y'YI hYbh'k \]W [fck h\ 'g'ck YX'Xi Y'hc '7CJ =8ž
Í VUgY' bY'G; Dgî 'k YfY'WYUHYX 'Zfca 'U\]ghcf]W' dYYf' [fci d"
: cf '&\$&%ž'h\ Y'W ffYbhigW'fY']g'W'a dUfYX'hc'h\ Y'\]ghcf]W' dYYf' [fci d.



MCA S Changes due to COVID

Statewide Average Student Growth Percentiles (SGPs)

	2019 7c\cfH6UgYX'A Yh\cX			

MCA S Basics: Score Range Labels

Achievement F Ub[Y. '((\$!) * \$		Growth Percentile F Ub[Y. '%- -	
Label	Scaled Score Range	Label	SGP Range
9I WYX]b[' 9I dYVUjcbg)' \$!) * \$	9I WYXYX 'Hnø]W' ; fck h\	* \$Ž
A Yh]b[' 9I dYVUjcbg) \$\$!) &-	Hnø]W' ; fck h\ !' <][\) \$!) -
Dufh]U`mA Yh]b[' 9I dYVUjcbg	(+\$!(- -	Hnø]W' ; fck h\ !' @ck	(\$!(-
BchA Yh]b[' 9I dYVUjcbg	((\$!(* -	Low Growth	30-39
		J Yfm@ck ; fck h\	0' \$

Statewide, average SGPs were typically 30-39 for 2021.

High Needs Group

&) | 'cZgh XYbhg'k \c'hcc_`h\Y'A 75G'k YfY']b'h\Y'<][\`BYYXg'[fci d"

K DG'<][\`BYYXg'A 75G'Wta dcg]h]cb.

) * | '=9D'U'cbY

% | '9@#: 9@'U'cbY'f' | '9@t

% | '9W'bc a]W`m8]gUXj UbhU[YX'U'cbY

% | 'Wta V]bU]cb'cZ&'cf" `WUfUWYf]gh]Wg

2021 ELA Results

Spring 2021 ELA MCAS Percent Meeting/Exceeding and SGP

	3-8 % Meet/Exceed	3-8 SGP	10 % Meet/Exceed	10 SGP
5 th	41	41	41	41

Spring 2021 ELA MCAS Percent Meeting/Exceeding and SGP

	3-8 % Meet/Exceed	3-8 SGP	10 % Meet/Exceed	10 SGP
5`	+)	H!@ck	- &	H! <] [\
<] [\ B Y X g) \$	@ck	**	H! <] [\
9Vt bca]W`m8]gUXj UbHj[

Spring 2021 ELA MCAS Percent Meeting/Exceeding and SGP

	3-8 % Meet/Exceed	3-8 SGP	10 % Meet/Exceed	10 SGP
5`	+) I	H! @ck	- & I	H! <] [\
<] [\ B Y X g) \$ I	@ck	** I	H! <] [\
9 V t b c a] W ` m 8] g U X j U b H U [Y X	((I	@ck	* \$ I	H! <] [\
9 @ / : c f a Y f ' 9 @	*) I	H! @ck	!	!
G h i X Y b h g ' k] h ` 8] g U V `] h] Y g	(' I	@ck) , I	H! <] [\
5 g] U b	, ' I	H! <] [\	- (I	H! <] [\
5 Z] W U b ` 5 a Y f "# 6 ` U W	(\$ I	@ck	+ \$ I	!
<] g d U b] W c f ` @ U h] b c) (I	@ck	+ & I	!
A i ` h] f U W	, %	H! @ck	, (I	H! <] [\
K \] h Y	+ * I	H! @ck	-) I	H! <] [\

Spring 2021 ELA MCAS

Percent Meeting/Exceeding and SGP Areas of Strength


	3-8 % Meet/Exceed	3-8 SGP	10 % Meet/Exceed	10 SGP
5`	75%	H!@ck	92%	H!<][\
<][\BYYXg	50%	@ck	66%	H!<][\
9Wtbc a]W`m8]gUXj UbHJ[YX	((i	@ck	*\$i	H!<][\
9@/ : cfa Yf'9@	65%	H!@ck	!	!
Gh XYbhg'k]h`8]gUV`]h]Yg	43%	@ck	58%	H!<][\
5g]Ub	, ' i	H!<][\	-(i	H!<][\
5Z]WUb`5a Yf"#6`UW	(\$i	@ck	+\$i	!
<]gdUb]Wcf`@Uh]bc	54%	@ck	+&i	!
A i`h]!fUW	81%	H!@ck	, (i	H!<][\
K \]hY	76%	H!@ck	95%	H!<][\



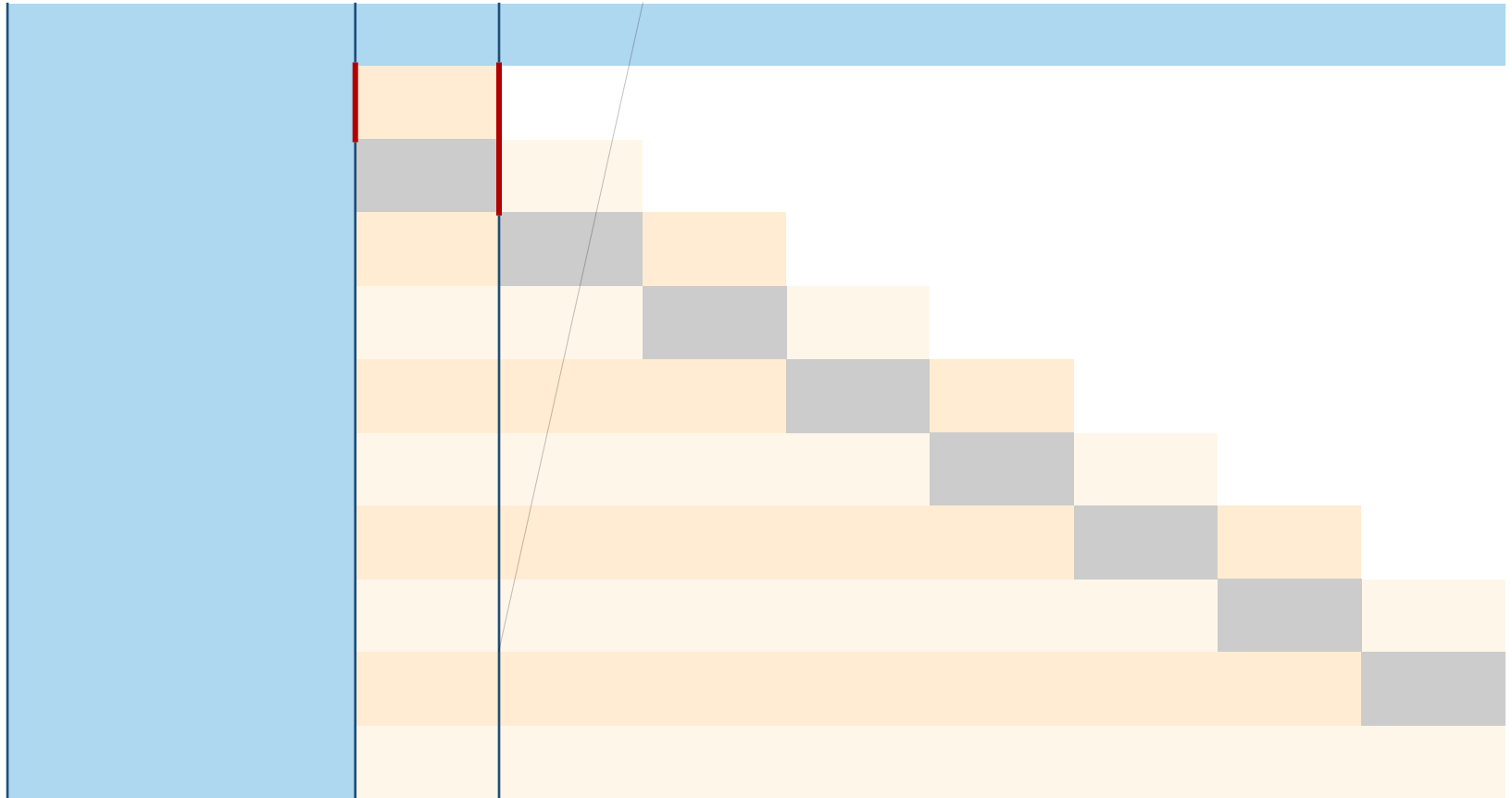
Spring 2021 ELA MCAS Percent Meeting/Exceeding & SGP Levels

Grade	3	4	5	6	7	8	10
DYfWbh A Yyhj[#9l WYX]b[++	+*	, \$	+, l	+\$	* - l	- &l
DYfWbh]Y'Ua cb[8]gf]Vtg	-)h	-(h	--h	--h	-&bX	-' fX	--h
G; D'@j Y	!	!					

ELA MCAS Percent Meeting/Exceeding Cohorts 2017-2021



ELA MCAS Percent Meeting/Exceeding Cohorts 2017-2021



ELA MCAS

Change in Percent Meeting/Exceeding District vs State

	- 8							
		- 6						
	85%		+0					
	76%	82%		- 2				
	65%	79%	80%		+1			
		79%	81%	80%		- 12		
			77%	80%	69%		N/A	
				79%	81%	81%		+7
					76%	78%		
						79%		85%

A 75G'hU_Yb 'jb '&\$\$%

■ Bc'&\$\$A 75G'Xi Y'hc '7CJ =8

ELA Reporting Categories: Compared to State Average

Percent of points earned, by reporting category by grade, were greater than the state average.

Areas of Strength:

@Ub[i U[Y'UbX'k f]h]b[]b'Vca V]bUh]cb'fYggUmgL '(hž) hž* h'UbX'+h' [fUXYg

Areas for Growth:

@Ub[i U[Y. " fXž+hžUbX'%'h' [fUXYg

@Ub[i U[Y'UbX'k f]h]b[]b'Vca V]bUh]cb'fYggUmgL " fX'[fUXY

ELA Reporting Categories: Program Equitability across Racial/Ethnic Groups

Key Takeaways: ELA

Highlights:

Cj YfU` \] [\ ' dYfZcfa UbW
GYj YfU' bcb! \] [\ ' gWcc` [fci dg'k] h\ 'fY`Uh]j Y'm\] [\ '
dYfZcfa UbW
Ghi XYbhg'k] h\ 'X]gUV]`] h] Yg\ UX'fY`Uh]j Y'm\] [\ '
dYfZcfa UbW`UhVch\ ``Yj Y`g
Cj YfU` ž) h\ 'UbX'c`XYf\ UX`Ygg'cZU'7CJ =8 'YZZVh\ Ub'
h\ Y'ghUhY

Targeted efforts to better meet needs:


Bcb! \] [\ ' gWcc` '5Zf]WUb '5a Yf]WUb 'UbX'6`UW`gri XYbhg
<] [\ ' gWcc` '<]gdUb]Wcf '@Uh]bc'gri XYbhg
' fX'UbX'(h\ \ UX'a cfY'cZU'7CJ =8 'YZZVh\ Ub' h\ Y'ghUhY

2021 Math Results

Spring 2021 Math MCAS Percent Meeting/Exceeding and SGP

	3-8 % Meet/Exceed	3-8 SGP	10 % Meet/Exceed	10 SGP
5 th	* &l	@ck		

Spring 2021 Math MCAS Percent Meeting/Exceeding and SGP




Spring 2021 Math MCAS


Spring 2021 Math MCAS Percent Meeting/Exceeding & SGP Levels

Grade	3	4	5	6	7	8	10
DYfWbhi A Yyh]b[#9l WYX]b[*, l	*+l	*(l)\$l	*&l)-l	,, l
DYfWbh]Y'Ua cb[8]gr]Wd	-, h\	-(h\	- ' h\	+*h\	-%gh	- ' fX	-- h\
G; D'@yj Y'	!	!	H!@ck	J!@ck	@ck	@ck	H!<][\


* Based on district percent meeting/exceeding expectations




Math MCAS Percent Meeting/Exceeding Cohorts 2017-2021



Math MCAS Change in Percent Meeting/Exceeding 2019 to 2021



Math MCAS Change in Percent Meeting/Exceeding District vs Statewide



Math Reporting Categories:



Key Takeaways: Math

Highlights:

Cj YfU` `[\ 'dYfZcfa UbW
Ghi XYbhgk]h\ 'X]gUV]`]h]Yg'UhVch\ ``Yj Y`g'\ UX'fY`Uh]j Y`m
\][\ 'dYfZcfa UbW
Cj YfU` ``Ygg'cZU'7CJ =8 'ZZYVh\ Ub 'h\ Y'ghUhY
A cfY`Yei]hm]b` ' fX`[fUXY

Targeted efforts to better meet needs:

Bcb!\][\ 'gV\cc` '5Zf]VUb '5a Yf]VUb 'UbX'6`UW`gri XYbhg
* h\ \UX'a cfY'cZU'7CJ =8 'ZZYVh\ Ub 'h\ Y'ghUhY
=bYei]hmUh'h\ Y'a]XX`Y'gV\cc` ``Yj Y`

2021 Science Results

Spring 2021 Science MCAS Percent Meeting/Exceeding or Advanced/Proficient

	5 & 8 % Meet/Exceed	HS Physics % Adv/Prof
5 th	* -1	, -1
<] [\ ' B Y Y X g	(, 1	*) 1
9 V t b c a] W ` m 8] g U X j U b h U [Y X	(\$ 1) \$ 1
9 @ / ' : c f a Y f ' 9 @	, (1	!
G h i X Y b h g ' k] h ' 8] g U V `] h] Y g	(\$ 1	* & 1

Science MCAS Percent Meet/Exceed or Adv/Prof Cohorts 2017-2021

	71%		
	67%		
	65%	67%	
	62%		89%
		79%	
		63%	94%
		63%	98%

A 75G'hU_Yb 'jb '&\$&%
 'Bc '&\$&\$ 'A 75G'Xi Y'hc '7CJ =8

Science MCAS

Change in Percent Meet/Exceed or Adv/Prof 2019 to 2021

	+4		
	67%		
	65%	-12	
	62%		-5
		79%	
		63%	94%
		63%	98%

☐ A 75G'hU_Yb]b &\$&%

▣ 'Bc'&\$&\$'A 75G'Xi Y'hc'7CJ =8

7\Ub[Y]b'DYfWbhiA YYh]b[#9I WYX]b['k Ug;Ž 'dc]bhg'VYhYf'h\Ub'ghUHyk]XY'W\Ub[Y"
7\Ub[Y]b'DYfWbhiA YYh]b[#9I WYX]b['k Ug;Ž 'dc]bhg'k cfgY'h\Ub'ghUHyk]XY'W\Ub[Y"

Science Reporting Categories: Compared to State Average

5th & 8th grade science MCAS tests each cover three years of science.

Percent of points earned, by reporting category by grade taught, were greater than the state average.

Areas of Strength:

9Ufh 'UbX'gdUW'gVYbW. ' fX'UbX'+h [fUXYg
D\ng]W'gVYbWg.) h [fUXY
HYWbc`c[n#Yb[]bYYf]b[. '(h [fUXY
K Uj Yg'UbX'h Yf'Udd`]W]h]cbg]b'hYWbc`c[]Yg. \][\ 'gWcc`

Areas for Growth:

9Ufh 'UbX'gdUW'gVYbW. * h [fUXY
@]ZY'gVYbW. '(h 'UbX') h [fUXYg
D\ng]W'gVYbWg. ' fX'UbX', h [fUXYg
HYWbc`c[n#Yb[]bYYf]b[. '+h 'UbX', h [fUXYg

Science Reporting Categories: Program Equitability across Racial/Ethnic Groups

5th & 8th grade science MCAS tests each cover three years of science.

Percent of points earned, by reporting category by grade taught, showed differences across racial/ethnic groups.

Areas of Strength:

Areas of Strength:

9Ufh \ UbX'gdUW'gWYbWg. '+h\ [fUXY

Key Takeaways: Science

Highlights:

Cj YfU` `[\ 'dYfZcfa UbW
Ghi XYbhgk]h\ 'X]gUV]`h]Yg\ UX'fY'Uh]j Y'm\][\ '
dYfZcfa UbW'UhVch\ ``Yj Y`g
@Ygg'cZU'7CJ =8 'YZZVh\ Ub'h\ Y'ghUhY'Uh'Y'Ya YbHufmi
UbX\][\ 'gWcc` ``Yj Y`g

Targeted efforts to better meet needs:


<][\ 'gWcc` 'Ywcbca]WV`mX]gUXj UbhU[YX'ghi XYbhg
<][\ 'gWcc` '<]gdUb]Wcf'@Uh]bc'ghi XYbhg
A]XX`Y'gWcc` \ UX'a cfY'cZU'7CJ =8 'YZZVh\ Ub'h\ Y'
ghUhY
@]ZY'gWYbWžcj YfU` 'UbX'fY[UfX]b['Yei]hm

ELA MCAS District Comparisons 2019-2021 Change in Percent Meeting/Exceeding

District	Grades 3-8
@]bVt`b	Ž\$
G\YfVcfb	Ž\$
K Ygk ccX	!&
B UhjW	!'
B Yk hcb	!'
Gi XVi fm	!'
7Uf`]g`Y	!(
@YI]b[hcb	!(
B YYX\Ua	!(
K UmUbX	!(
Wellesley	-4
7cbVt`fX	!*
K Yghcb	!+
8cj Yf!G\YfVcfb	!,
K]bWYghYf	!,
8cj Yf	!%\$

District	Grade 10
B Yk hcb	Ž,
Wellesley	+7
B YYX\Ua	Ž*
7cbVt`fX! 7Uf`]g`Y	Ž)
8cj Yf!G\YfVcfb	Ž)
K UmUbX	Ž&
K]bWYghYf	Ž&
@YI]b[hcb	Ž%
B UhjW	Ž%
K Ygk ccX	Ž\$
@]bVt`b!Gi XVi fm	!&
K Yghcb	!*

Math MCAS District Comparisons 2019-2021 Change in Percent Meeting/Exceeding



Science MCAS District Comparisons

Next Steps



Next Steps

21st Century Learning:

H\Y`X]grf]Vik\Ug]bj YghYX`]b`dfcZYgg]cbU`XYj Y`cda Ybhic`gi ddcfh`
hYUW\Yfg`]b`VfYU]b[`\][`\`mX]ZZYfYbh]UHYXž`dfc`YVW VUgYX`YUfb]b[`
`Yggcbg`UbX`i`b]hg`h`Uh]bhY[fUHY`G9@žVj]WYb[U[Ya Ybhž`
Vfcgg! VcbhYbh`YUfb]b[žVca d`YI`h`]b_]b[`UbX`ghi XYbh`
Yb[U[Ya Ybh`

H\Y`X]grf]Vik]` Vcbh]bi Y`hc`dfcj]XY`hfU]b]b[`UbX`gi ddcfhic`
hYUW\Yfg`Ug`h`Ymid]`ch`UbX`UggYgg`D6@`Yggcbg`UbX`i`b]hg`UWfcgg`
VcbhYbh`UfYUg`

Next Steps

Diversity, Equity, & Inclusion:

K DG'k]`]a d`Ya YbhU'DUbcfUa U'Ghi XYbh'9ei]hmiUbX' =bWl g]cb`
Gi fj YmfBa d`]ZmGhi XYbhJ c]Wgl'hc' UggYgg'ghi XYbh'VY`]YZgž`
Uh]ri XYgž'dYfWdh]cbg'cb`Yei]hmiUbX']bWl g]cb"

Next Steps

High Expectations Teaching:

K DG`YXi Wbcfg`k]``gri Xmi`h`Y`df]bVd`Yg`cZ`\[\ `Yl dYVWU]cbg`h`YUW]b[` UbX`YUfb]b[žUbX`Yb[U[Y]b`dfUWU`Udd`]WU]cb`h`fci [\ `gri Xmi[fci dg` UbX`h`Y`<] [\ `9l dYVWU]cbg`HYUW]b[`V`i fgY`Z`fca `F YgYUfVW`Zcf`6Yh`Yf` HYUW]b["

K DG`YUXYfg`k]``YUfb`h`Y`df]bVd`Yg`cZA i `h]!H]YfYX`Gm`g`h`Ya g`cZ` Gi ddcfhg`fA HGG`h`fci [\ `dfcZYgg]cbU`XYj Y`cda Ybhž`UbX`\ck`hc` VYU`h`Y`UM`X`Ya]WUbX`gc`VU`!Ya ch]cbU`g`m`g`h`Ya g`UbX`g`h`fi V`i fYg`h`U`h` gi ddcfh`U` `gri XYbhg`k]h`f][cfc`i g`V`f`Y`]bg`h`fi V]cbž`h]YfYX`gi ddcfhgž` UbX`Ybf]V`a Ybh`

K DG`YUXYfg`k]``YUfb`\ck`hc`W]VfU`h`Y`h`Y]f`i bXYfgh`UbX]b[`cZ`

Next Steps

High Expectations Teaching:

K DG`YUXYfg'k]``YUfb'h\Y'_YmVca dcbYbhg'cZU'\][\`m
YZZWmj Y'ghUbXUfXg! VUgYX'gngYa 'h'fci [\`dfcZYgg]cbU`
XYj Y`cda Ybh'

K DG`YUXYfg'k]``XYj Y`cd`Vca a cbžVcbg]ghYbh'UbX`
dfcUWmj Y'a YW\Ub]ga g'hc'UbU`mmY'ghi XYbh'XU\ž']b`cfXYf'hc`
gngYa Uh]W`mUXXfYgg'X]gdfcdcfh]cbU]m'